

# Garfield County Mosquito Trap Data

Week Ending June 17, 2026

*\*We are working to increase accessibility and usability. Alternative formats or assistance accessing information are available. To view our accessibility statement or request information in a different format, [please complete a feedback request](#).*

The following are the Garfield County mosquito trap counts for total female mosquitoes for the week ending June 17, 2026.

East Carbondale Saint Finbar, 4  
Carbondale Rocky Mountain School, 7  
New Castle Elk Creek Elementary, 27  
Glenwood Springs Cemetery, 0  
Silt Maverick (Kum and Go), 8  
Silt Coal Ridge High School, 23  
Rifle Lyons Park, 54  
Rifle Mile Pond Road, 49  
Rifle Middle School, 13  
Parachute Cottonwood Park, 270  
Battlement Mesa, 44


# Adult Trap Data - Detail

Start Date: 06/15/2026 End Date: 06/16/2026

City of Carbondale


Trap #	Date	Species	Count	Percent
--------	------	---------	-------	---------

Trap #	Date	Species	Count	Percent	
CD-02	CDC Light Trap	Garfield	East Carbondale Saint Finbar		
			06/16/2026	<i>Culex tarsalis</i>	1 25.0%
			06/16/2026	<i>Culiseta inornata</i>	3 75.0%
<b>Total</b>			<b>4</b>		

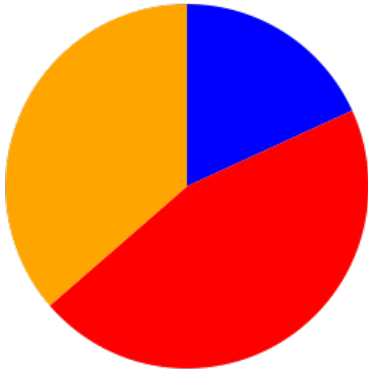


- *Aedes-Oc*
- *Anopheles*
- *Culex*
- *Culiseta*
- *Other*

Trap #	Date	Species	Count	Percent	
CD-11	CDC Light Trap	Garfield	Carbondale Colorado Rocky Mountain School		
			06/16/2026	<i>Aedes cinereus</i>	1 14.3%
			06/16/2026	<i>Aedes spencerii idahoensis</i>	1 14.3%
			06/16/2026	<i>Culex tarsalis</i>	4 57.1%
06/16/2026	<i>Culiseta inornata</i>	1 14.3%			
<b>Total</b>			<b>7</b>		



- *Aedes-Oc*
- *Anopheles*
- *Culex*
- *Culiseta*
- *Other*



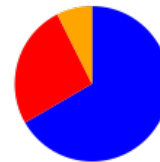
	TOTAL	%
<span style="color: blue;">■</span> <i>Aedes-Oc</i>	2	18.2%
<span style="color: yellow;">■</span> <i>Anopheles</i>	0	0.0%
<span style="color: red;">■</span> <i>Culex</i>	5	45.5%
<span style="color: orange;">■</span> <i>Culiseta</i>	4	36.4%
<span style="color: green;">■</span> <i>Other</i>	0	0.0%

# Adult Trap Data - Detail

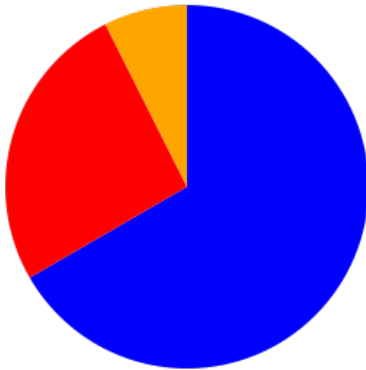
Start Date: 06/15/2026 End Date: 06/16/2026

Town of New Castle

Trap #		Date	Species	Count	Percent
NC-03	CDC Light Trap	Garfield	New Castle Elk Creek Elementary School		
		06/15/2026	<i>Aedes increpitus</i>	6	22.2%
		06/15/2026	<i>Aedes vexans</i>	12	44.4%
		06/15/2026	<i>Culex pipiens</i>	3	11.1%
		06/15/2026	<i>Culex salinarius</i>	2	7.4%
		06/15/2026	<i>Culex tarsalis</i>	2	7.4%
		06/15/2026	<i>Culiseta incidens</i>	1	3.7%
		06/15/2026	<i>Culiseta inornata</i>	1	3.7%
<b>Total</b>				<b>27</b>	



- *Aedes-Oc*
- *Anopheles*
- *Culex*
- *Culiseta*
- *Other*



	TOTAL	%
<span style="color: blue;">■</span> <i>Aedes-Oc</i>	18	66.7%
<span style="color: yellow;">■</span> <i>Anopheles</i>	0	0.0%
<span style="color: red;">■</span> <i>Culex</i>	7	25.9%
<span style="color: orange;">■</span> <i>Culiseta</i>	2	7.4%
<span style="color: green;">■</span> <i>Other</i>	0	0.0%



# Adult Trap Data - Detail


Start Date: 06/15/2026 End Date: 06/16/2026

## City of Glenwood Springs

Trap #	Date	Species	Count	Percent
GW-09	CDC Light Trap	Garfield	Glenwood Springs Red Mountain	

06/15/2026	No Mosquitoes	0	NaN%
<b>Total</b>		<b>0</b>	

-  *Aedes-Oc*
-  *Anopheles*
-  *Culex*
-  *Culiseta*
-  *Other*

	TOTAL	%
 <i>Aedes-Oc</i>	0	NaN%
 <i>Anopheles</i>	0	NaN%
 <i>Culex</i>	0	NaN%
 <i>Culiseta</i>	0	NaN%
 <i>Other</i>	0	NaN%

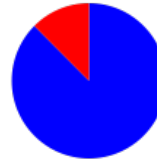
# Adult Trap Data - Detail

Start Date: 06/15/2026 End Date: 06/16/2026

Town of Silt

Trap #	Date	Species	Count	Percent
SI-09	CDC Light Trap	Garfield	Silt Maverick (Formerly Kum&Go)	

06/15/2026	<i>Aedes vexans</i>	7	87.5%
06/15/2026	<i>Culex tarsalis</i>	1	12.5%
<b>Total</b>		<b>8</b>	



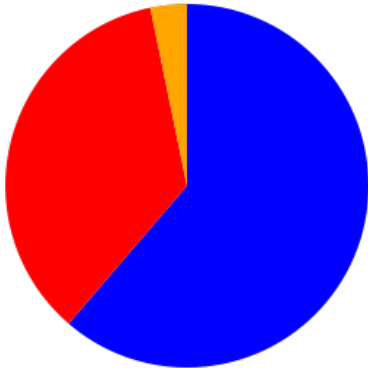
- *Aedes-Oc*
- *Anopheles*
- *Culex*
- *Culiseta*
- *Other*

Trap #	Date	Species	Count	Percent
SI-10	CDC Light Trap	Garfield	Silt - Coal Ridge High School	

06/15/2026	<i>Aedes increpitus</i>	1	4.3%
06/15/2026	<i>Aedes vexans</i>	11	47.8%
06/15/2026	<i>Culex pipiens</i>	1	4.3%
06/15/2026	<i>Culex tarsalis</i>	9	39.1%
06/15/2026	<i>Culiseta inornata</i>	1	4.3%
<b>Total</b>		<b>23</b>	



- *Aedes-Oc*
- *Anopheles*
- *Culex*
- *Culiseta*
- *Other*



	TOTAL	%
<span style="color: blue;">■</span> <i>Aedes-Oc</i>	19	61.3%
<span style="color: yellow;">■</span> <i>Anopheles</i>	0	0.0%
<span style="color: red;">■</span> <i>Culex</i>	11	35.5%
<span style="color: orange;">■</span> <i>Culiseta</i>	1	3.2%
<span style="color: green;">■</span> <i>Other</i>	0	0.0%

# Adult Trap Data - Detail

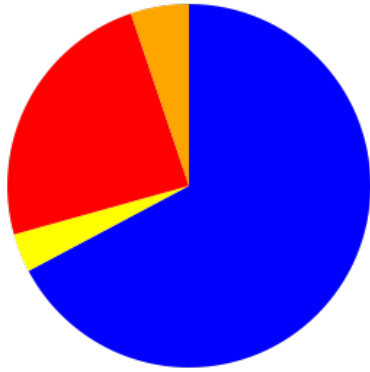
Start Date: 06/15/2026 End Date: 06/16/2026

City of Rifle

Trap #	Date	Species	Count	Percent
RF-01	CDC Light Trap	Garfield	Rifle Lyons Park Rest Area	
	06/15/2026	<i>Aedes increpitus</i>	2	3.7%
	06/15/2026	<i>Aedes vexans</i>	29	53.7%
	06/15/2026	<i>Anopheles hermsi</i>	3	5.6%
	06/15/2026	<i>Culex pipiens</i>	6	11.1%
	06/15/2026	<i>Culex tarsalis</i>	8	14.8%
	06/15/2026	<i>Culiseta inornata</i>	6	11.1%
		<b>Total</b>	<b>54</b>	

RF-15	CDC Light Trap	Garfield	Rifle Mile Pond Road	
	06/15/2026	<i>Aedes increpitus</i>	1	2.0%
	06/15/2026	<i>Aedes melanimon</i>	37	75.5%
	06/15/2026	<i>Aedes vexans</i>	8	16.3%
	06/15/2026	<i>Anopheles hermsi</i>	1	2.0%
	06/15/2026	<i>Culex pipiens</i>	1	2.0%
	06/15/2026	<i>Culex tarsalis</i>	1	2.0%
		<b>Total</b>	<b>49</b>	

RF-16	CDC Light Trap	Garfield	Rifle Middle School	
	06/15/2026	<i>Aedes vexans</i>	1	7.7%
	06/15/2026	<i>Culex pipiens</i>	11	84.6%
	06/15/2026	<i>Culex tarsalis</i>	1	7.7%
		<b>Total</b>	<b>13</b>	



		TOTAL	%
	<i>Aedes-Oc</i>	78	67.2%
	<i>Anopheles</i>	4	3.4%
	<i>Culex</i>	28	24.1%
	<i>Culiseta</i>	6	5.2%
	<i>Other</i>	0	0.0%

# Adult Trap Data - Detail

Start Date: 06/15/2026 End Date: 06/16/2026

## Town of Parachute

Trap #	Date	Species	Count	Percent
PR-01	CDC Light Trap	Garfield Parachute Cottonwood Park		
	06/15/2026	<i>Aedes vexans</i>	1	0.4%
	06/15/2026	<i>Anopheles hermsi</i>	14	5.2%
	06/15/2026	<i>Culex pipiens</i>	219	81.1%
	06/15/2026	<i>Culex tarsalis</i>	30	11.1%
	06/15/2026	<i>Culiseta inornata</i>	6	2.2%
<b>Total</b>			<b>270</b>	



- *Aedes-Oc*
- *Anopheles*
- *Culex*
- *Culiseta*
- *Other*



	TOTAL	%
<span style="color: blue;">■</span> <i>Aedes-Oc</i>	1	0.4%
<span style="color: yellow;">■</span> <i>Anopheles</i>	14	5.2%
<span style="color: red;">■</span> <i>Culex</i>	249	92.2%
<span style="color: orange;">■</span> <i>Culiseta</i>	6	2.2%
<span style="color: green;">■</span> <i>Other</i>	0	0.0%

# Adult Trap Data - Detail

Start Date: 06/15/2026 End Date: 06/16/2026

## Battlement Mesa

Trap #	Date	Species	Count	Percent
BM-09	CDC Light Trap	Garfield	Battlement Mesa	
	06/15/2026	<i>Aedes vexans</i>	5	11.4%
	06/15/2026	<i>Anopheles hermsi</i>	17	38.6%
	06/15/2026	<i>Culex pipiens</i>	6	13.6%
	06/15/2026	<i>Culex tarsalis</i>	10	22.7%
	06/15/2026	<i>Culiseta inornata</i>	6	13.6%
<b>Total</b>			<b>44</b>	



- *Aedes-Oc*
- *Anopheles*
- *Culex*
- *Culiseta*
- *Other*



	TOTAL	%
<span style="color: blue;">■</span> <i>Aedes-Oc</i>	5	11.4%
<span style="color: yellow;">■</span> <i>Anopheles</i>	17	38.6%
<span style="color: red;">■</span> <i>Culex</i>	16	36.4%
<span style="color: orange;">■</span> <i>Culiseta</i>	6	13.6%
<span style="color: green;">■</span> <i>Other</i>	0	0.0%